

Wootton Upper School
Year 10 English Homework
Spring 1

*Preparing for your Spoken Language
Endorsement Assessment*

What do I need to do?

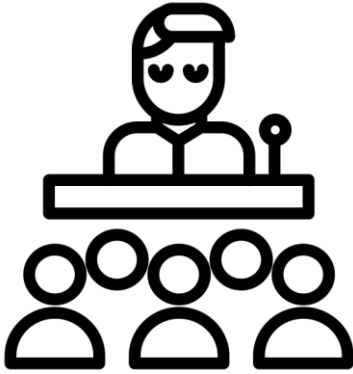
1. Complete the weekly tasks
2. Plan, prepare and practice your speech
3. Be ready to complete your assessment w/c
10th February

You should spend 45-60 minutes on your English homework each week.

- Monday 13th January – Read pages 2 and 3. Watch the videos on Page 3.
- Monday 20th January - Complete pages 4 and 5 in the back of your exercise book.
- Monday 27th January – Complete pages 6 and 7 in the back of your exercise book.
- Monday 3rd February – Transfer your speech onto small prompt cards (you cannot read word for word the speech you have prepared, it must be more 'improvised') Practice your speech.

INFORMATION

Speaking and Listening Presentations



A GCSE English Language component

3-5 minute presentation to your English class,
followed by a short question and answer

Awarded a Pass, Merit or Distinction

How will I be assessed?

A07 – demonstrate presentation skills in a formal setting

A08 – Listen and respond appropriately to spoken language, including to questions and feedback on presentations

A09 – Use spoken Standard English effectively in speeches and presentations.

Pass	Merit	Distinction
<ul style="list-style-type: none">• Can be heard• Uses Standard English• Expresses straight forward information• Attempts to organise and structure the presentation• Attempts to meet the needs of the audience• Listens to questions and gives a straight forward, appropriate answer.	<ul style="list-style-type: none">• Can be heard• Uses Standard English• Expresses challenging ideas using a range of vocabulary• Organises and structures the presentation clearly, and meets the needs of the audience• Achieves the purpose of the presentation• Listens to questions responding formally and in some detail.	<ul style="list-style-type: none">• Can be heard• Uses Standard English• Expresses sophisticated ideas using sophisticated vocabulary• Organises and structures the presentation using an effective range of strategies to engage the audience• Achieves the purpose of the presentation• Listens to questions, responds perceptively and if appropriately elaborates with further information

What do I talk about?

This is completely up to you!

All we ask is that you choose a topic that you are passionate, knowledgeable and confident about to speak formally for 3-5 minutes before your questions.

What does it mean by 'an effective range of strategies to engage the audience?'

Use your knowledge of Language Paper 2: Question 5 to help you prepare your presentation.

Rhetorical devices:

- Triple
- Hyperbole
- Emotive language
- Rhetorical question
- Repetition
- Counter argument
- Anecdote
- Direct address
- Expert knowledge: statistics, expert opinions

Are there any examples of S&L assessments to help us?

The following YouTube videos have been put together by the exam board to help you to understand what they are looking for:

Student 1: Jibreel - Distinction

<https://www.youtube.com/watch?v=PWRR5Ndqgrw&index=1&list=PLBhgvcteMlthv9NIuqzN8ouYNrU-zXj3W>

Student 2: Connor - Pass

<https://www.youtube.com/watch?v=uDhPJhy8r9Q&index=3&list=PLBhgvcteMlthv9NIuqzN8ouYNrU-zXj3W>

Student 3: Beth - Merit

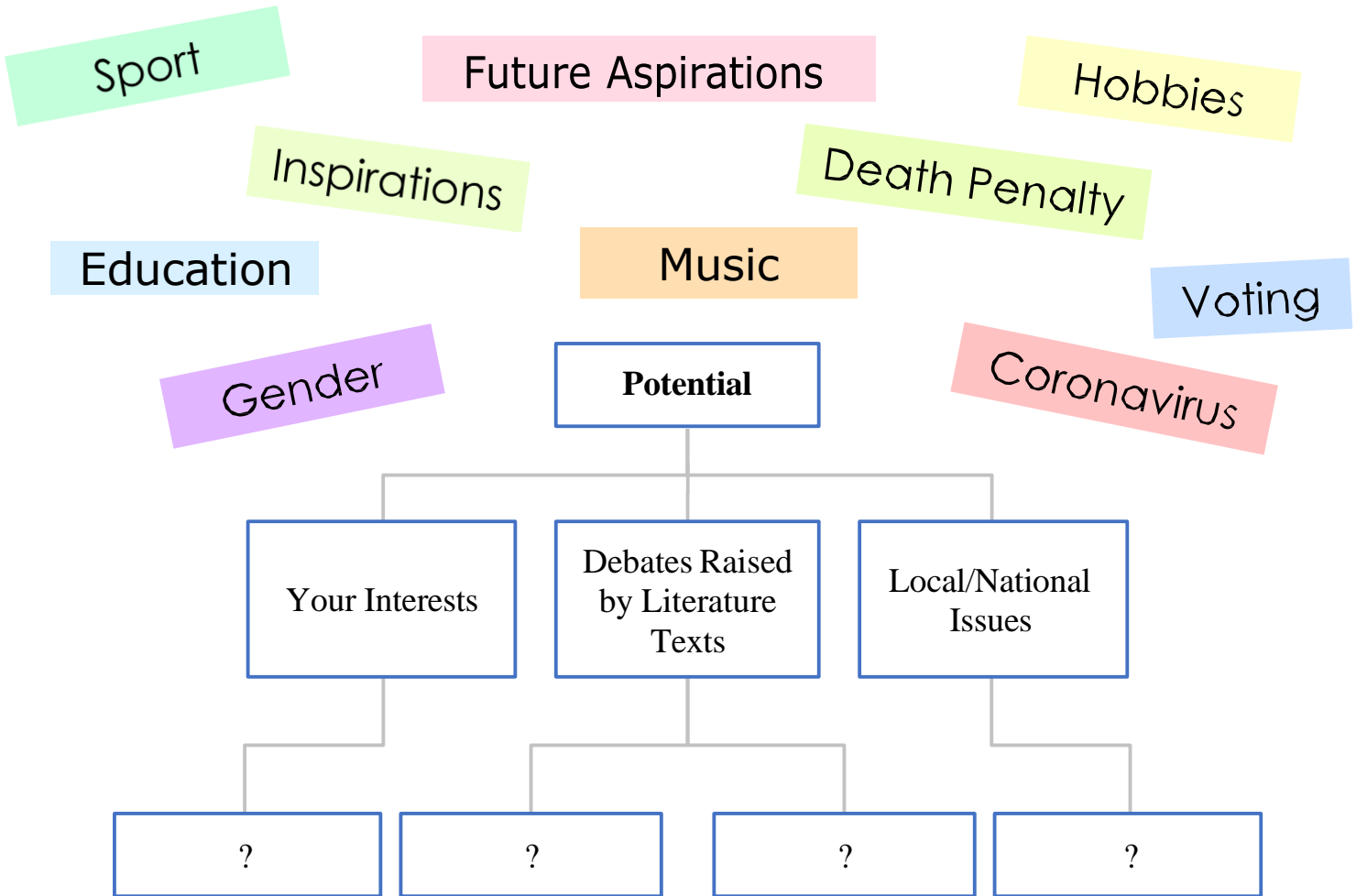
<https://www.youtube.com/watch?v=4dnqzqPe8yE&index=4&list=PLBhgvcteMlthv9NIuqzN8ouYNrU-zXj3W>

Student 4: Charlotte - Distinction

<https://www.youtube.com/watch?v=rZOqu2htQG4&index=2&list=PLBhgvcteMlthv9NIuqzN8ouYNrU-zXj3W>

Initial Ideas

- Use the mind-map and example topic inspiration below to plan a range of potential topics you could present.
- Try to write down at **least three** for each category.



Planning and Organising Research

1. Choose one topic. Fill out the first two columns of the grid.
2. Then take notes in the third column as you conduct your research into your topic.

What do I know already?	What do I want to know?	What have I learnt as a result of my research?

The Proposal

Once you have spent some time researching, and you now feel confident on your chosen topic. Complete the following tasks to ensure that it has the scope to potentially achieve a merit/distinction.

1. Write an engaging title with a clear focus.
2. Summarise your argument/perspective in a clear and concise sentence.
3. Give examples of sophisticated vocabulary linked to the topic.


Writing Guidance

Top Tips:

- Pick 2-3 main ideas
- Get your facts together
- Persuade with a clear structure: introduction, main argument, conclusion
- Be direct and to the point
- Simplify – after you've written your first draft, go back and look for words that you can cut out

Remember, the aim is to know your speech rather than reading it. Directly reading it may result in a pass only

Presenting Guidance



1. Watch the following video on 'great public speaking' and make notes on any key points: <https://www.youtube.com/watch?v=nIwU-9ZTTJc>

- What makes a good presentation?
- What other advice would you add to this?

Write your Speech

Is there a simple structure I can follow?

Introduction	<ul style="list-style-type: none">- Make your presentation topic clear- Detail what you will discuss in your presentation
Point 1	<ul style="list-style-type: none">- Select a rhetorical device to use- What is the first thing you want to discuss in relation to your presentation?
Point 2	<ul style="list-style-type: none">- Select a rhetorical device to use- What is the second thing you want to discuss in relation to your presentation?
Point 3	<ul style="list-style-type: none">- Select a rhetorical device to use- What is the third thing you want to discuss in relation to your presentation?
Conclusion	<ul style="list-style-type: none">- Finish with a rhetorical question to keep the audience thinking about your topic

Prepare your notes. Summarise your speech onto small cards. Include key facts/words and ideas to prompt you.

Now practice!

Self-assess OR Peer-assess your presenting skills

Using your written speech, record yourself reading it. As you listen back, use the table below to check whether you are achieving all aspects of the mark scheme.

Alternatively, send your recording to a friend and get them to assess your speech for you!

Skill	Definitely	Almost	Not Yet
Speaks clearly and confidently			
Expresses ideas on a challenging topic			
Uses sophisticated vocabulary			
Well-structured overall			
Not overly reliant on notes/prompts			
Answers questions in a detailed way			
My favourite aspect of the presentation was...			
It would be even better if...			

